

NEATH PORT TALBOT COUNTY BOROUGH COUNCIL

CHILDREN, YOUNG PEOPLE AND EDUCATION SCRUTINY COMMITTEE

REPORT OF THE HEAD OF BUSINESS STRATEGY AND PUBLIC PROTECTION – A. THOMAS

11 February 2016

SECTION C – MATTER FOR MONITORING

WARD(S) AFFECTED: ALL

Children and Young People Services – Key Priority Indicators

Purpose of the Report

1. To advise Members of performance against Key Priority Indicators numbered 5 to 9 for the period 1st to 31st December 2015.

Please note there are 9 Key Priority Indicators in total; the full suite of Key Priority Indicators will be reported to the Children, Young People and Education Committee Meeting in March 2016.

Executive Summary

2. Priority Indicators to be discussed:-

- **Priority Indicator 5** – The Number of Looked After Children (LAC) by Placement Type
- **Priority Indicator 6** – The Number of Children who have been Discharged from Care and Subsequently Re-admitted within a 12 month period
- **Priority Indicator 7** – The Number of cases held within the service categorised by status on a quarterly basis: – Child Protection, Looked After or Child in Need
- **Priority Indicator 8** – The Number of Cases ‘Stepped Up / Stepped Down’ between CYPS and Team around the Family (TAF)
- **Priority Indicator 9** - The Percentage of Children Looked After during the year with a Personal Education Plan within 20 School Days of Entering Care or Joining a New School.

Background

3. CYPE members have previously agreed a set of 9 Priority Performance Indicators to be scrutinised during 2015-16. The indicators will be discussed on alternate CYPE Committees (4 one month, 5 the next month).

For the purpose of this report, Indicators 5-9 are being reported.

Financial Impact

4. After consideration, this is not applicable.

Equality Impact assessment

5. After consideration, this is not applicable.

Workforce Impacts

6. After consideration, this is not applicable.

Legal Impacts

8. This progress report is prepared under:

i) Local Government (Wales) Measure 2009 and discharges the Council's duties to "make arrangements to secure continuous improvement in the exercise of its functions".

ii) Neath Port Talbot County Borough Council Constitution requires each cabinet committee to monitor quarterly budgets and performance in securing continuous improvement of all the functions within its purview.

Risk Management

9. After consideration, this is not applicable.

Consultation

10. No requirement to consult.

Recommendations

11. Members to monitor performance contained within this report.

Reasons for Proposed Decision

12. Matter for monitoring. No decision required.

Implementation of Decision

13. After consideration, this is not applicable.

Appendices

14. Section 1 - Key Priority Indicator Information (5-9) for December 2015

List of Background Papers

15. None

Officer Contact

David Harding - Performance Management Team

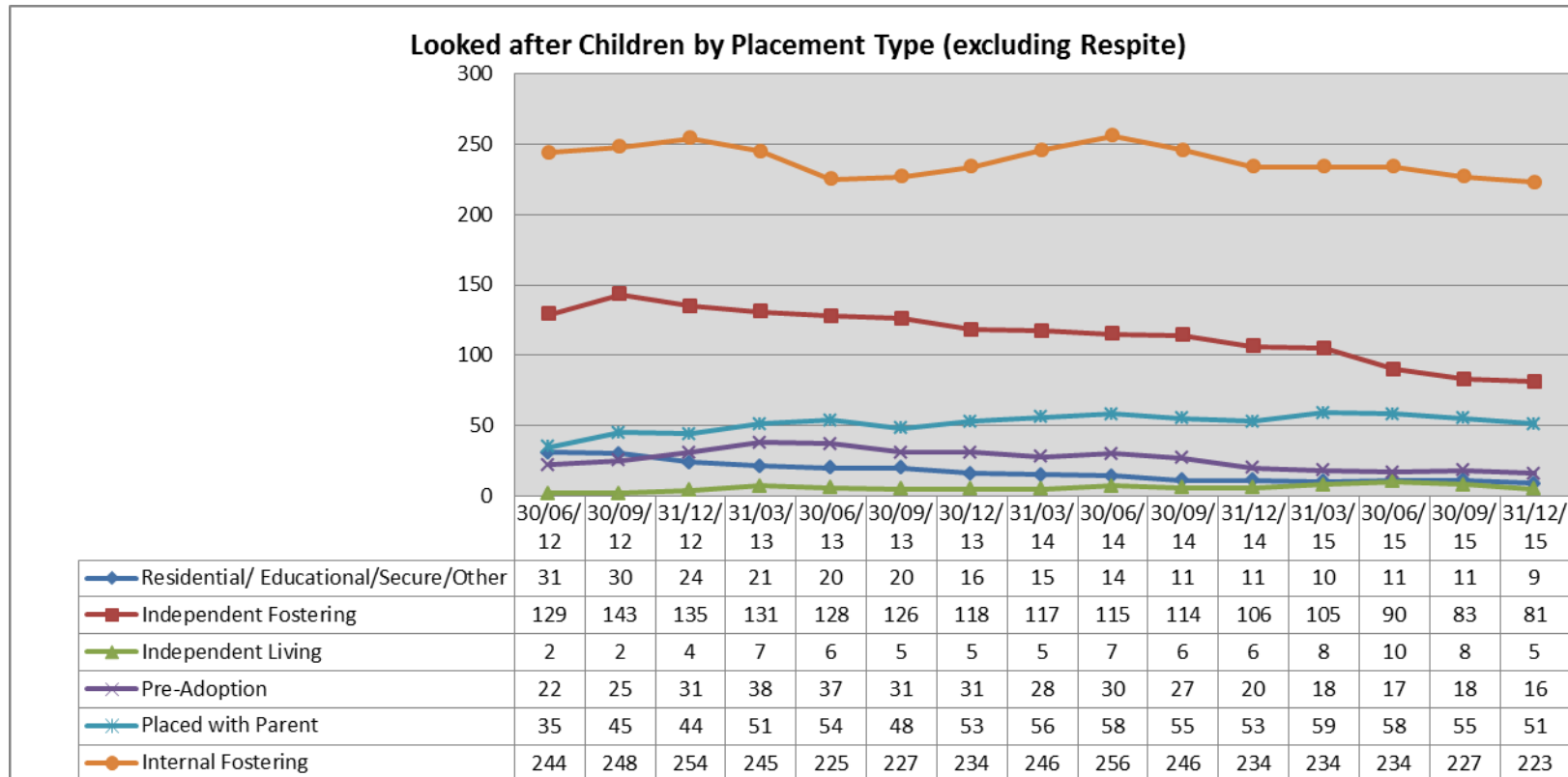
Telephone: 01639 685942

Email: d.harding@npt.gov.uk

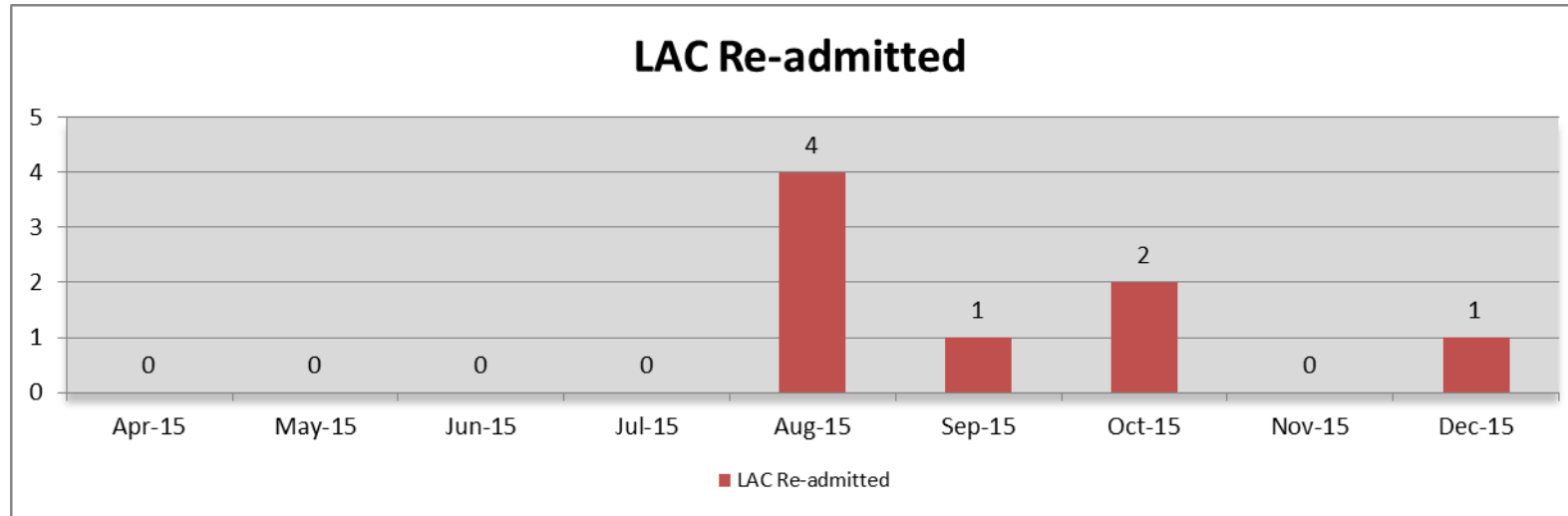
SECTION 1 - Key Priority Performance Indicators (December 2015)

- Priority Indicator 5 – The Number of Looked After Children (LAC) by Placement Type

Number of LAC – as at 31st December 2015 = 385



- **Priority Indicator 6 – The Number of Children who have been Discharged from Care and Subsequently Re-admitted within a 12 month period**

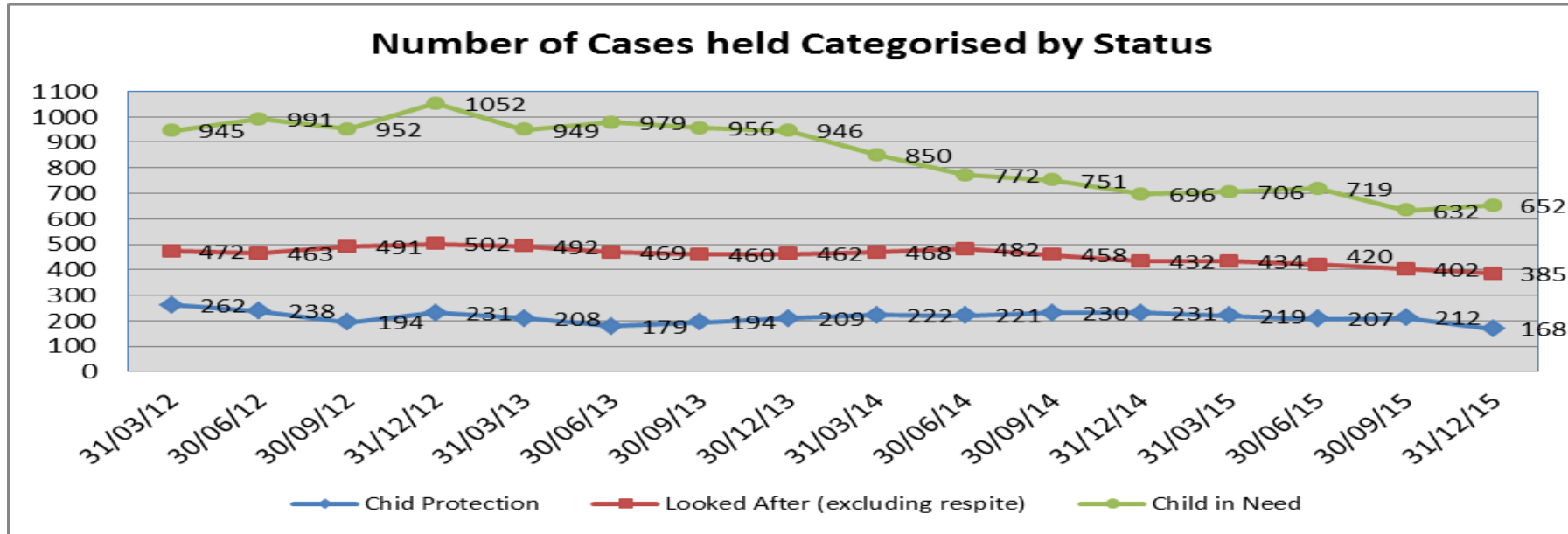


| Date | Number Re-admitted |
|----------------|--------------------|
| April 2015 | 0 |
| May 2015 | 0 |
| June 2015 | 0 |
| July 2015 | 0 |
| August 2015 | 4 |
| September 2015 | 1 |
| October 2015 | 2 |
| November 2015 | 0 |
| December 2015 | 1 |

Social Worker's Comment re: Child (for the purpose of anonymity referred to below as Child A) re-admitted into care within 12 months - December 2015:-

Child A was accommodated on 18th December 2015, following a period of increased and sustained alcohol and drug use. Professionals disclosed that **Child A**'s use of drugs had exacerbated and they were engaging in very risky, chaotic behavior, which was placing them and others at risk. **Child A** was residing with grandparents under a Residence Order but due to increased drug, alcohol use and chaotic behavior, the grandparents were unable to keep **Child A** safe. **Child A** is subject to the Child Sexual Exploitation Protocol under the All Wales Child Protection Procedures.

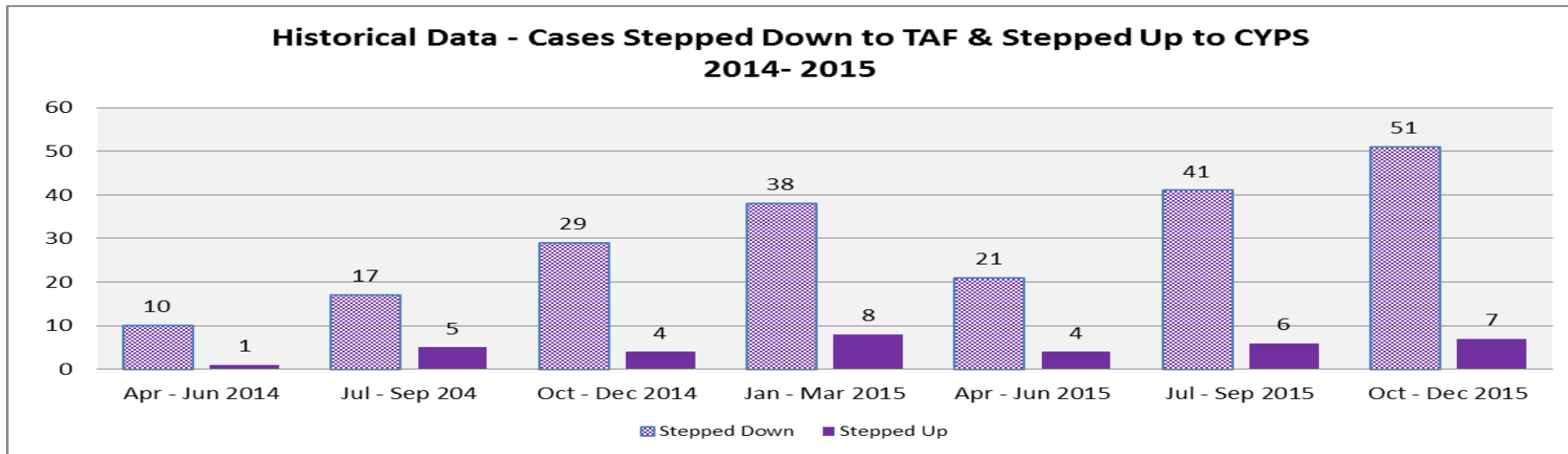
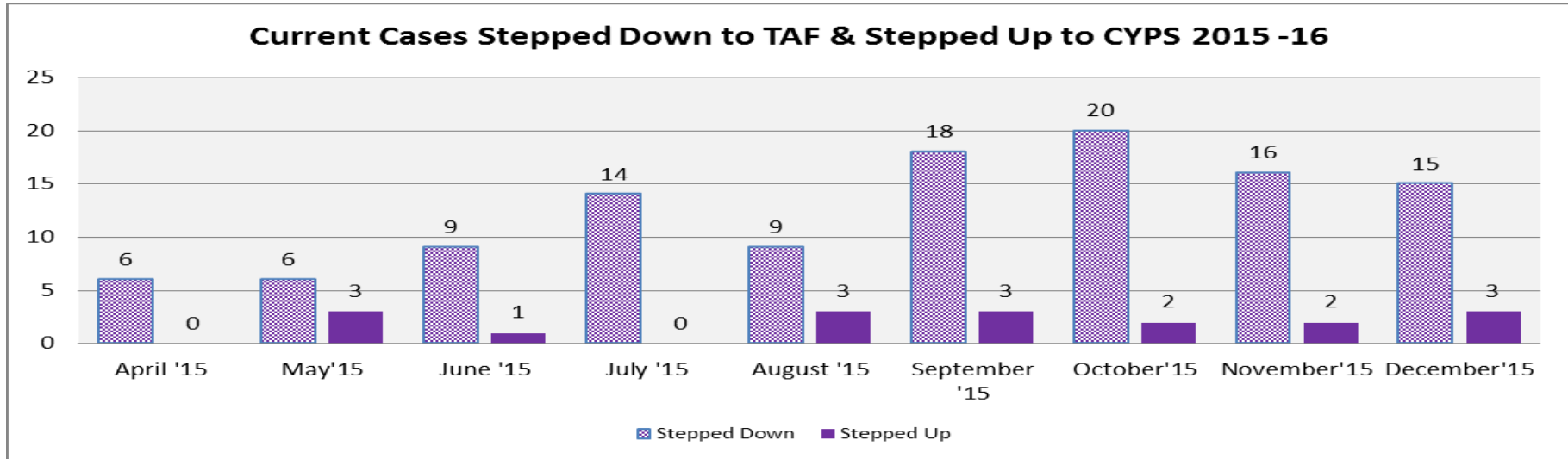
- **Priority Indicator 7 – The Number of cases held within the service categorised by status on a quarterly basis: – Child Protection, Looked After or Child in Need**



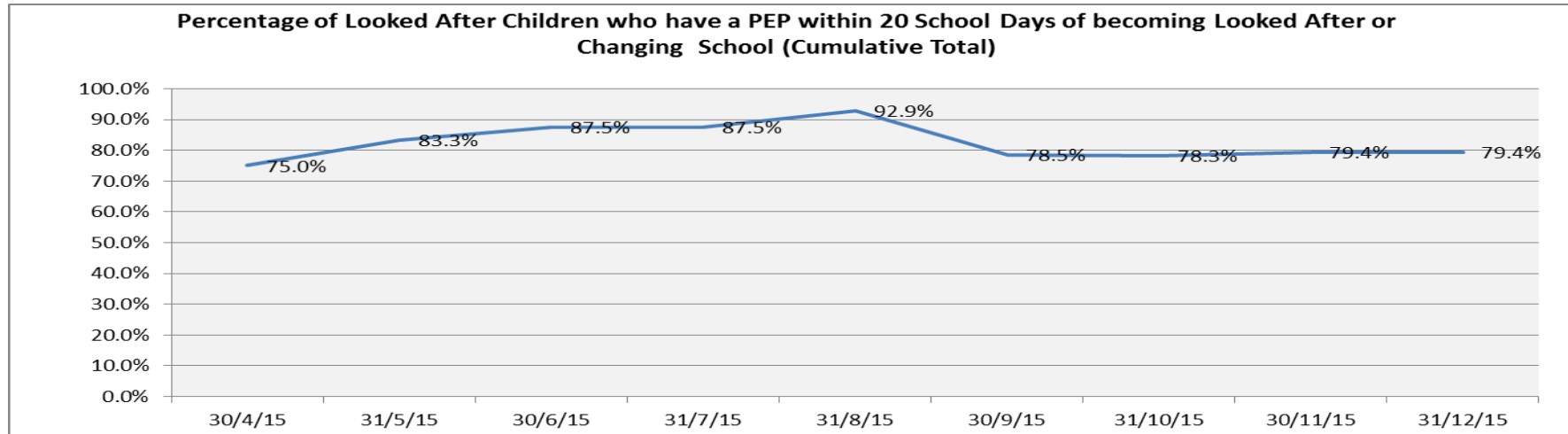
Position as at 31st December 2015:-

- Child in Need **652**
- Looked After – **385**
- Child Protection – **168**

- **Priority Indicator 8 – The Number of Cases ‘Stepped Up / Stepped Down’ between CYPS and Team around the Family (TAF)**



- **Priority Indicator 9 - The Percentage of Children Looked After during the year with a Personal Education Plan within 20 School Days of Entering Care or Joining a New School.**



| Date | Number of Children Admitted into Care | Of those Children Admitted into Care, the number with a PEP within 20 School Days | | Number of Children with a Change of School | Of those Children with a Change of School, the number with a PEP within 20 School Days | Total Number of Children with a PEP within 20 School Days |
|----------|---------------------------------------|---|--|--|--|---|
| 30/04/15 | 2 | 2 | | 2 | 1 | 3 out of 4 |
| 31/05/15 | 1 | 1 | | 1 | 1 | 2 out of 2 |
| 30/06/15 | 2 | 2 | | 0 | 0 | 2 out of 2 |
| 31/07/15 | 0 | 0 | | 0 | 0 | n/a |
| 31/08/15 | 6 | 6 | | 0 | 0 | 6 out of 6 |
| 30/09/15 | 1 | 1 | | 41 | 30 | 31 out of 42 |
| 31/10/15 | 2 | 2 | | 2 | 1 | 2 out of 3 |
| 30/11/15 | 0 | 0 | | 3 | 3 | 3 out of 3 |
| 31/12/15 | 0 | 0 | | 0 | 0 | n/a |